

AFL INVESTMENTS BALANCED PORTFOLIO

Fund Objective

The objectives of the Balanced Portfolio are the moderate growth of capital while minimizing investment risk and volatility and to outperform traditional balanced mixes of equity and fixed income with lower fund volatility.

Investment Philosophy

Our primary focus is capital preservation. As investment managers, we focus on understanding the way in which a portfolio and its various components will behave in difficult market environments. By thoroughly understanding these characteristics, our portfolios have been able to consistently outperform the market over full market cycles.

Investment Process

We create portfolios of high-quality managers whose individual risk/return profile fits with the overall portfolio objective. The central tenets of this process are:

- Minimize risk through diversification
- Maintain long-term relationships with managers
- Vigilant oversight of all investments
- Top-Down strategy research
- Bottom-Up manager research

FACT SHEET MARCH 2012

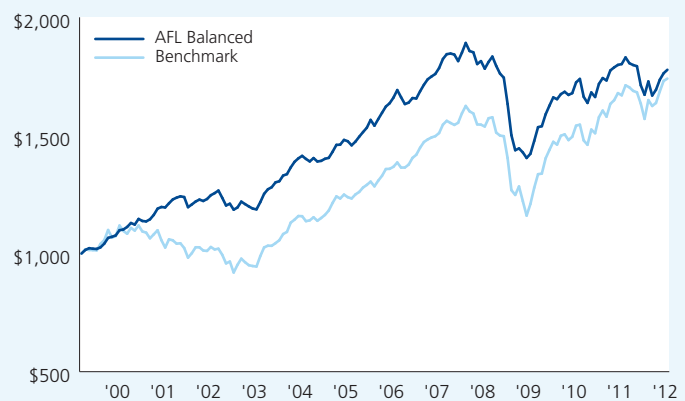
STATISTICAL ANALYSIS

	Mar 12
1 Year Return	-1.34%
3 Year Return (Annualized)	7.72%
5 Year Return (Annualized)	-0.08%
Since Inception – June 1999 (Annualized)	4.59%
Standard Deviation	6.30%
Maximum Losing Month	-8.07%
Maximum Monthly Gain	3.93%
Max. Drawdown	-25.74%
Sharpe Ratio	-0.02
Alpha	0.14%

BENCHMARK

MSCI World - 50%
Citi WorldBIG Index in USD Hedged - 50%

GROWTH OF \$1,000 VS. BENCHMARK



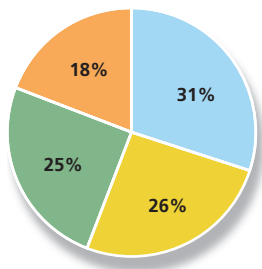
MONTHLY PERFORMANCE (%) GROSS OF FEES*

	Jan	Feb	Mar	Apr	May	Jun	Jul	Aug	Sep	Oct	Nov	Dec	Year
2012	2.50	1.58	0.84	--	--	--	--	--	--	--	--	--	5.00
2011	0.73	0.59	0.20	1.56	-1.34	-0.43	-0.27	-4.51	-2.35	3.37	-3.44	1.46	-4.61
2010	-0.79	0.45	2.71	0.86	-4.35	-1.56	2.71	-1.15	3.34	1.44	-0.58	2.44	5.36
2009	-1.16	-1.66	1.27	3.83	3.93	0.27	3.29	2.30	2.14	-0.45	1.29	0.60	16.59
2008	-2.69	0.69	-1.77	1.61	1.25	-2.14	-1.82	-0.99	-6.39	-8.07	-4.24	0.53	-21.97
2007	0.68	0.62	1.42	2.15	1.11	0.15	-0.24	-1.50	1.98	2.21	-1.81	-0.29	6.58
2006	1.65	0.87	1.45	1.94	-1.80	-1.73	0.37	1.18	-0.11	1.84	1.63	1.36	8.88
2005	0.07	1.38	-0.38	-1.17	1.07	1.43	1.31	1.22	2.17	-1.57	1.82	1.71	9.31
2004	1.74	1.06	0.76	-0.92	-0.75	1.03	-1.03	0.19	0.64	0.28	1.84	2.04	6.99
2003	-0.82	-0.74	-0.28	2.58	2.89	1.55	0.68	1.62	0.36	1.85	0.44	2.14	12.84
2002	-0.48	0.68	1.32	0.70	0.88	-2.43	-2.62	0.63	-2.09	0.79	2.09	-0.87	-1.56



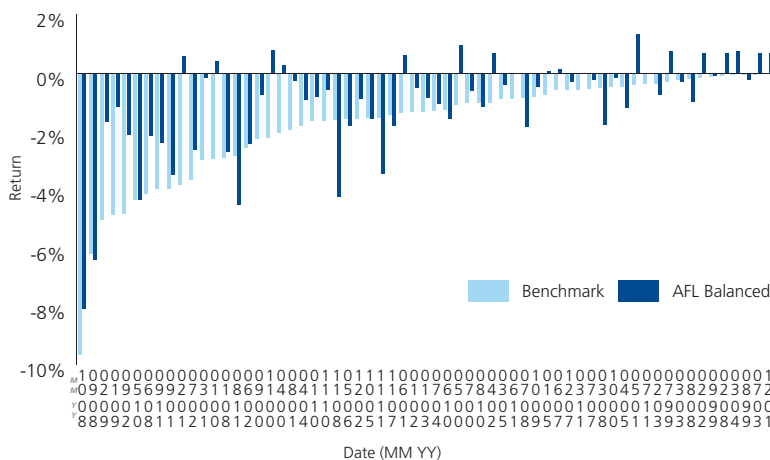
*The data for the period of July 2006 to present is based on actual performance of the AFL Investments Balanced Portfolio, gross of management fees. The performance data for the period of October 2005 to June 2006 is based on actual performance of the Argus Investment Strategies Fund Ltd. Class C units, gross of management fees. The performance data for the period prior to October 2005 is pro forma based on performance of the Argus Investment Strategies Fund Ltd. Class C units assuming investment allocations as recommended in the Investment Committee meeting on October 19, 2005.

ASSET ALLOCATION

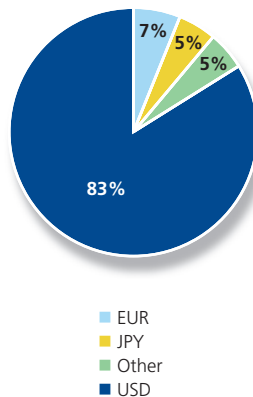


Fixed Income	30.9%
Pimco Low Average Duration Fund	14.9%
Russell Global Bond Fund	8.0%
PIMCO Total Return Bond Fund	5.8%
PIMCO Global Investment Grade Credit Fund	2.1%
Alternative	25.9%
Pioneer Diversified Fund Class I USD Series 1	17.7%
Ascent Relative Value Fund	8.1%
Equity	25.1%
Cidel RAFI Index Fund US Large Cap (Class A)	8.7%
Cidel RAFI Index Fund Japan (Class C)	5.0%
Cidel RAFI Index Fund US Small Cap (Class B)	4.2%
Cidel RAFI Index Fund Global (Class E)	3.1%
Cidel RAFI Index Fund Pan-Europe (Class D)	2.3%
Russell Emerging Markets Fund	2.0%
Long/Short Equity	18.1%
Orbit Global Feeder Fund	13.8%
Orbit European Strategy Fund	4.3%

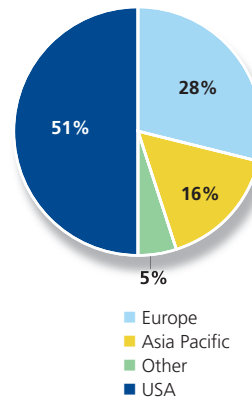
AFL BALANCED VS BENCHMARK - DOWN MONTH PERFORMANCE



CURRENCY ALLOCATION



EQUITY PORTFOLIO GEOGRAPHIC ALLOCATION



AFL INVESTMENTS LIMITED

AFL Investments Limited is a Bermudian financial services company that provides a range of investment solutions to high net worth individuals, endowments, trusts, pension plans, and corporations.

AFL Investments Limited is a joint venture between the Argus Group and Cidel Bank & Trust Inc. AFL Investments Limited is incorporated under the Investment Business Act 2003 (Bermuda) and licensed to conduct Investment Business by the Bermuda Monetary Authority.

Investment Manager

AFL Investments Limited
Maxwell R. Roberts Building
1 Church Street, 3rd Floor
P.O. Box HM 1064
Hamilton HM11, Bermuda

Tel: (441) 294 5715
Fax: (441) 292 5761
invest@aflinvestments.bm
www.aflinvestments.bm

Risks and Other Considerations

Past performance is not an indication of future results.

Performance experienced by investors may vary slightly from the above representation as a result of the timing of actual investment.

The material contained in this document is for information purposes only. It is not intended as an offer or solicitation for purchase or sale of any security or financial instrument, nor is it advice or a recommendation to enter into any transaction. The information contained herein should not be construed as financial or investment advice on any subject matter. AFL Investments Limited and its related entities do not warrant the accuracy of the information provided herein, either expressed or implied, for any particular purpose.

